



Cashless Campuses

Safe, Secure & Contactless
Campus Payments & Ordering

Why TapTuck?


We understand that it can get tricky when ensuring that there is a healthy lunch waiting for your child at break or remembering to pay for that important school event. That's where TapTuck comes in!

- Order and pay for healthy meals at the tuck shop.
- Order and pay for uniforms, stationery, electronics and more.
- Receive school event notification and make school payments.
- Pay at multiple merchants, for multiple kids at multiple schools.

The innovative system assists the school, the tuck shop, and other school merchants with their planning and preparation.

It completely removes the need for students, teachers and parents to carry cash at school.

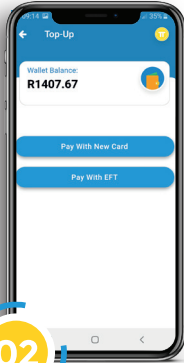
How to Get Started



01

Download the TapTuck app.

Sign up with your mobile number and receive an OTP. Voila! You are registered.



02

Top up Your Wallet

Safely and securley with EFT or credit card.

Credit card reflects immediately, EFT may take up to 48 hours.

Unfortunately no cash deposits.




03

Add a Child

Set name, grade, class and dietary requirements.

Scan their TapTuck card to link to their profile.

Set daily and weekly spend limits for each child.



04

Pre-Order or Pay at a Merchant

Skip the queues and pre-order healthy meals, stationery, uniforms, sport equipment and more.

Pay for school events and get notified on any new events coming up!

Use your TapTuck card to purchase items from any school merchant at any outlet or event.